

GRENDIA ES

FG15-35(C)N Series

LPG COUNTERBALANCE
1.5-3.5 TONNES



POWER UP PERFORMANCE... DRIVE DOWN RUNNING COSTS

GRENDIA ES

FG15-35(C)N SERIES

Model	Load capacity
FG15N	1500 kg
FG18N	1750 kg
FG20CN	2000 kg
FG20N	2000 kg
FG25N	2500 kg
FG30N	3000 kg
FG35N	3500 kg

Developed to help your operator achieve maximum productivity, while minimising running costs, **GRENDIA ES** sets the highest standards for IC engine counterbalance forklift trucks.

With its exceptional fuel economy, durable components and low-maintenance design, **GRENDIA** makes perfect business sense. What's more, it comes with a package of advanced features, fitted as standard, that offers true value for money.

Fast, stable and exceptionally powerful, **GRENDIA** forklift trucks offer a potent combination of high efficiency and low emissions in line with Euro Stage V regulations.

To that, Mitsubishi Forklift Trucks has added a host of ergonomic features to maximise comfort, control and precision. The result is a forklift that can be relied upon to deliver top performance, whatever the application, whatever the conditions.



GRENDIA

THE MITSUBISHI GRENDIA RANGE TOUGH AND RELIABLE IC ENGINE FORKLIFTS WITH ADVANCED EMISSION CONTROL

See the uncluttered access that operators like so much? It also makes daily checks faster and halves the cost of servicing. The six-roller design doesn't just make our mast strong, it delivers unrivalled visibility.

We've taken the time to think it through. And the result is a truck that's tougher... cheaper to run... an absolute joy to use. Thousands love **GRENDIA**. We think you will too.



The world's favourite forklift.

Instinctive driving... Legendary reliability... Lower running costs...

POPULAR FEATURES

INTEGRATED PRESENCE SYSTEM (IPS2)

Increases safety by isolating hydraulic and drive functions when operator not present for 2 seconds or longer. PIN-access as standard prevents misuse by unauthorised operators.



VEHICLE CONTROL MODULE

This high-power 'brain' allows multiple engine and electronic functions to occur simultaneously, constantly adjusting and optimising performance: ensuring industry-leading power and fuel consumption.



SEALED CHASSIS WITH FULL BELLY GUARD AND INNER WHEEL COVERS

Complete sealing of underside reduces risk of damage from foreign objects, such as shrinkwrap, entering engine compartment. It also reduces noise and eliminates safety issues caused by airborne dust particles.



ADVANCED INDUSTRIAL ENGINE

Industrial-designed engine delivers industry-leading, high torque and power at low revolutions for a long, trouble-free life. Provides legendary reliability and longevity whilst delivering class-leading performance - combined with the lowest fuel consumption.



ENGINE PROTECTION SYSTEM

To protect the heart of the machine, in an overheat situation, the engine protection system offers two stages of protection. First it slows the machine down, then it shuts it down to protect it.



HI-VISION MAST

Vision is fundamental to any safe fork truck operation. **GRENDiA ES** offers industry-leading through mast vision for increased safety and reduced damage costs.



AUTOMATIC LED LIGHTS

For optimum safety, Mitsubishi Forklift Trucks fits LED lights as standard. No need to replace working light bulbs. Fully automatic for safety, they provide greater brightness than halogen with no power consumption.



PIN CODE ACCESS AS STANDARD

Improves safety of work area as use of the machine is restricted to authorised operators only.



FULLY FLOATING POWERTRAIN

Isolating the chassis from road impact ensure smoother operating conditions, while isolating the drivetrain protects the transmission and chassis from continued use in difficult applications.



3-WAY CATALYTIC CONVERTER (LPG)

Uniquely fitted to all LPG models in line with the Mitsubishi Forklift Trucks uncompromising commitment to safety. Ensures industry-leading low fuel consumption, low harmful emissions and high-power performance.



FEATURES

BRAKES



Fully hydrostatic drum brakes give excellent control with little effort and are easy to maintain.

DRIVE

Three-way catalytic converter - fitted as standard - significantly reduces exhaust emissions to one of the industry's lowest levels. (LPG models only.)

Advanced speed control - as standard - restricts speed while still maintaining full power on ramps.

Engine management controller allows for simultaneous, multiple engine and electronic functions, resulting in industry-leading fuel consumption and lower emissions.

ELECTRICAL AND CONTROL SYSTEMS

Integrated Presence System (IPS)



prevents all movement of the truck and its mast if the operator is not seated, as well as providing a seatbelt warning light and parking brake alarm.




LED lights fitted as standard for 'see-and-be-seen' safety.

Onboard diagnostics and detailed fault diagnosis via laptop connection alerts operators and service engineers to problems, speeds up servicing and prevents damage.

FRAME AND BODY

Robust construction has been designed and rigorously tested to ensure high stability, rigidity and protection.



Full belly guard construction protects engine compartment from any ingress - including dirt, dust and water - for long engine life.

Compact design allows for reduced aisle dimensions, ensuring cost-effective operations.

HYDRAULICS

Powerful hydraulic system offers high residual capacities for comfortable handling of heavier loads.

MAST AND FORK ASSEMBLY



Heavy-duty clear-view mast offers market-leading vision of fork tip and load, for faster cycle times and reduced damage.



New bearing high-strength carriage features six bearings, allowing for quicker load handling.

OPERATOR COMPARTMENT AND CONTROLS



All-round visibility together with ergonomic design and layout of all controls improves comfort, reduces fatigue, increases precision and raises productivity.

Fully adjustable, full-suspension Grammer seat with hip restraints and safety belt keeps driver comfortable through the longest of shifts.



Automotive-style pedals with optimum pedal angle are easy to use and give good control without leg strain.



Cowl-mounted hydraulic levers provide easy-to reach easy-to-use control of mast operations.

Low noise level at operator's ear just 78 dBA and low vibration from powertrain increase comfort and reduce fatigue.



Clear, informative meter panel includes essential warning lights and LCD display with speedometer, clock and dual hour meter.

Adjustable steering column with memory function helps guarantee optimum driving position, every time.

Touch-sensitive fingertip controls (optional) are spring-loaded for a natural feeling; the gentler the touch, the finer the control.

Deluxe Cabin offering outstanding visibility through laminated glass, and all-round protection from weather elements.

F2 thumb-control button (optional) allows you to double the number of controls - without taking your eyes off the load.

Multifunctional armrest controls (optional) prevent unnecessary finger movements for safe and productive operations.

STEERING SYSTEM

Fully hydrostatic steering

is responsive, precise and effortless for the operator and requires little maintenance.



Rugged rear axle assembly

with metal bush mounts (instead of competitors' more fragile rubber mounts) is extremely durable.

OTHER FEATURES

Sealed wheel arches

together with belly guard significantly reduces dust emitted during operations for clean performance.

Long service interval

and choice of high-quality components, together with low-maintenance design, minimises downtime and cost of ownership.



RapidAccess features

give quick and easy entry to all areas for checks and servicing.

OPTIONS INCLUDE

Fingertip hydraulic controls

Grip/horn button for reversing

Speed control

Load weight indicator


KEY TECHNOLOGIES

ErgoCentric

ErgoCentric describes our approach to meeting your drivers' needs.

This is reflected throughout the truck, but particularly in the operator's compartment, where providing spacious, uncluttered access and maximum visibility are top priorities.

Standard on this range



INTEGRATED PRESENCE SYSTEM

Developed for safety, **IPS** prevents all truck and mast movement if the operator is not seated.



In addition, the system gives operators essential warnings and reminders to encourage safety.

Functions in detail:

- **Lockouts** prevent accidental lifting, lowering, tilting and travel
- **Automatic warnings** remind driver to fasten seatbelt and apply parking brake

Standard on this range



RAPIDACCESS

Even the best trucks in the world need maintenance and repair. That's why this model was designed for low maintenance.

Its **RapidAccess** features give operators and engineers quick and easy entry to all areas for checks and maintenance - saving time and money.

Standard on this range

BELLY SEAL

Our **Belly Seal** system protects your truck and your workforce from damaging dust.

Comprising a belly plate and other unique sealing components, it defends the truck's workings from debris on the floor, while also preventing the engine from spreading dust and dirt into the air.

Standard on this range



FINGERTIP HYDRAULIC CONTROL

When Mitsubishi developed its first fingertip control units nearly two decades ago, its designers were able to draw on a strong heritage in fly-by-wire technology gained through its aerospace activities.




Today, after many generations of design improvements, the award-winning Mitsubishi fingertip control system is considered by many to be the best in the materials handling industry. Ideal for applications where precise control and the ultimate in driver ergonomics are needed, it can even be operated using heavy, protective gloves.



The latest version offers:

- **Fully adjustable armrest** ensuring optimum position and comfort for operator's wrist
- **programmable sensitivity** to meet the needs of different applications and operators
- **Touch-sensitive fingertip controls** are spring-loaded for a natural feeling; the gentler the touch, the finer the control.
- **F2 thumb-control button** allows you to double the number of controls - without taking your eyes off the load.
- **Patented fingertip control system with modulated response curves** is optimised for natural movement - for precise, effortless control.
- **Ergonomic armrest** matches driver's natural operating position and is fully adjustable - reducing fatigue.

Fingertip hydraulic control is optional on this series.







WHEN RELIABILITY IS EVERYTHING...

Like any product bearing the Mitsubishi name, our materials handling equipment benefits from the tremendous heritage, huge resources and cutting-edge technology of one of the world's largest corporations - Mitsubishi Heavy Industries Group.

Engineering spacecraft, jet planes, power plants and more, MHI specialises in those technologies where performance, dependability and superiority decide your success or failure...

So when we promise you quality, reliability and value for money, you know it's a guarantee we have the power to deliver.

That's why every model in our award-winning and comprehensive range of lift trucks and warehouse equipment is built to a high specification - to ensure it keeps working for you. Day after day. Year after year. Whatever the job. Whatever the conditions.

As your local authorised dealer, we are here to keep your trucks working - through our extensive experience, our technical excellence and our commitment to customer care.

We are your local experts, backed by efficient channels to the entire organisation of Mitsubishi Forklift Trucks.

No matter where you are, we are close by - with the capability to meet your needs.



Performance specifications may vary depending on standard manufacturing tolerances, vehicle condition, types of tyres, floor or surface conditions, applications or operating environment. Trucks may be shown with non-standard options. Specific performance requirements and locally available configurations should be discussed with your distributor. We follow a policy of continual product improvement. For this reason, some materials, options and specifications could change without notice.

Mitsubishi Logisnext Europe B.V.
Hefbrugweg 77, 1332 AM Almere,
The Netherlands
Tel +31 36 54 94 311

QUALITY | RELIABILITY | VALUE FOR MONEY

Created 28 February 2023, 08:12:31 AM

© 2023 MLE B.V. (registration no. 33274459). All rights reserved.